

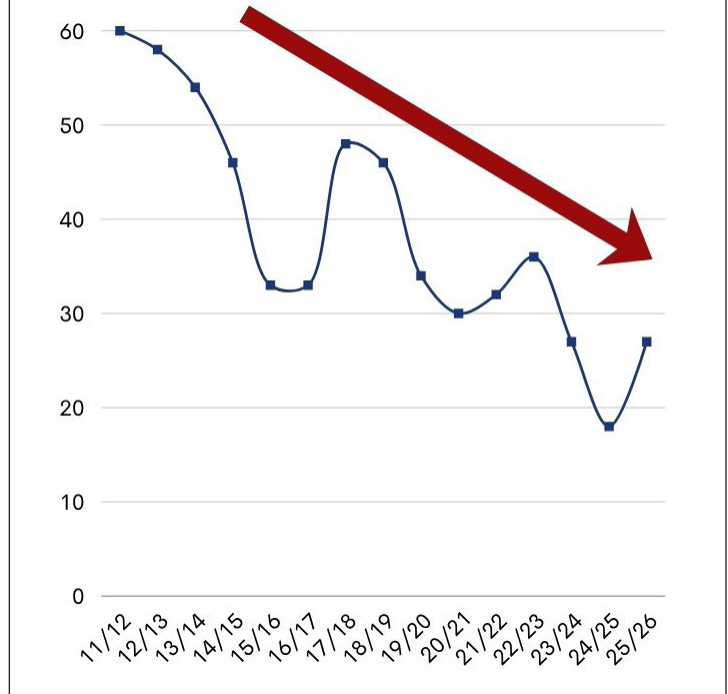
Ss. Andrew-Thomas School: Current Reality Report

Declining Enrollment

In fewer than 15 years, school enrollment has declined by more than 50%. While individual years may fluctuate up and down, the overall trend is fewer and fewer students.

Some of this is due to the fact the parishioners are not sending their children to the school. Another contributing factor is the overall demographic picture in our area. While the region's population has declined slightly or remained flat, the number of school-aged children has seen a more pronounced drop.

School Enrollment Decline: 2011-2026



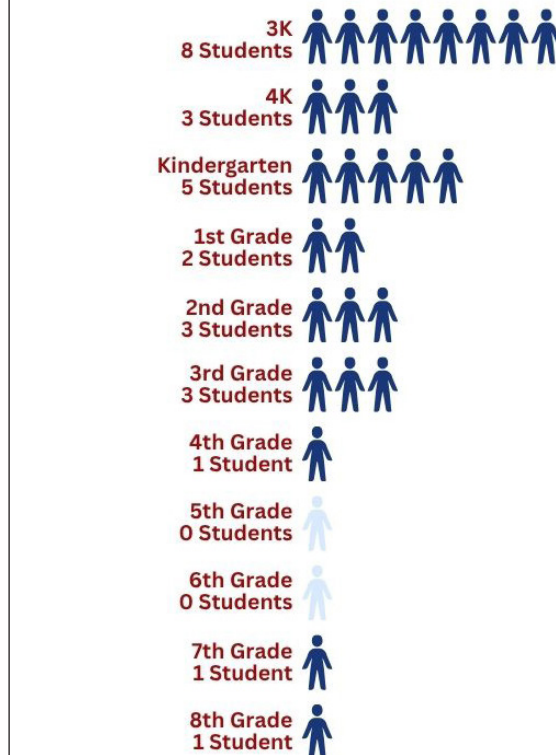
Diminishing Class Sizes

In 2011, our school had 24 students in 6th-8th grade. This school year, we have only two; one in 7th grade and one in 8th grade. Imagine having no classmates your age or having only one other student in your class.

We are no longer able to offer single-grade classrooms and in some instances combine up to three grades together (2nd, 3rd, and 4th). Even with these combined classrooms, the average number of students in our kindergarten through 8th grade classrooms is 5. The five-year average of students per grade across all grades is only 2.5 students.

Having so few students per grade limits not only socialization for our children but also makes it difficult to offer special classes (such as technology) and a range of extracurricular activities. Having three grade levels blended into one classroom makes providing rigorous, grade-specific academic material more difficult.

2025/26 Number of Students Per Grade



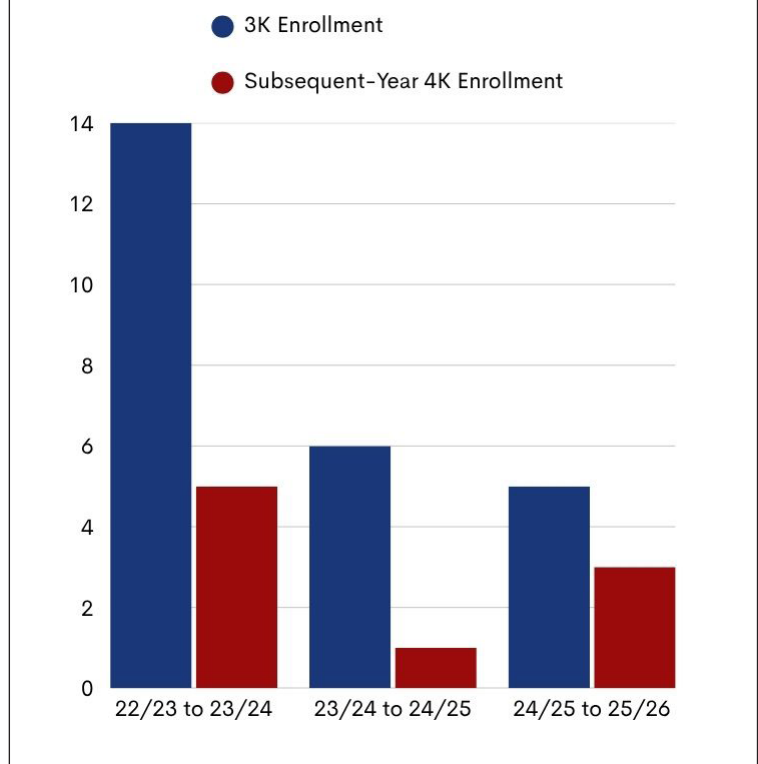
Loss of Students from 3K to 4K

For the last seven years, 3-year-old preschool (3K) has been our largest grade. Unfortunately, most of these children do not stay in our school and the enrollment from 3K to 4K drops every year.

In the 2022/23 school year, there were 14 children in the 3K. The next school year, we only had 5 children in 4K. In 2023/24, there were 6 children in 3K but the following school year, only one student enrolled in 4K. In 2024/25, there were 5 students in 3K but only 3 students enrolled for 4K this year.

It is likely that many of these families have no plans to attend the school but recognize what a great value our 3-year-old preschool tuition is when compared with the cost for daycare. Regardless of the cause of the attrition, higher numbers in the lower grades are not an indicator of a larger class sizes when these students are older.

Yearly Pattern of Attrition from 3K to 4K



Parish Offertory vs. School Subsidy

The parish offertory income for 2024/25 was \$229,891. Of that, \$171,250 was given to the school which only had 18 students enrolled that year.

That means that 74.5 cents of every dollar donated to the church's offertory collection went to the school. It also means that we spent \$9513 of parish offertory per student, including students who are not parishioners.

During this same year, we had 60 students from our parish enrolled in our religious education program but could only allocate \$7,358 or approximately \$122 per child to this ministry.

In essence, we spent more money on one child in the school than we did on all 60 parish children in our religious education program.

Percent of Parish Offertory Given to School

